

April 2022

Somerset County, MD

New Listings **33**

↓ **-8.3%** from Mar 2022: **36**
↓ **-17.5%** from Apr 2021: **40**

YTD	2022	2021	+/-
	133	127	4.7%

5-year Apr average: **35**

New Pendings **33**

↓ **-23.3%** from Mar 2022: **43**
↓ **-28.3%** from Apr 2021: **46**

YTD	2022	2021	+/-
	135	119	13.4%

5-year Apr average: **33**

Closed Sales **34**

↑ **17.2%** from Mar 2022: **29**
↑ **17.2%** from Apr 2021: **29**

YTD	2022	2021	+/-
	121	98	23.5%

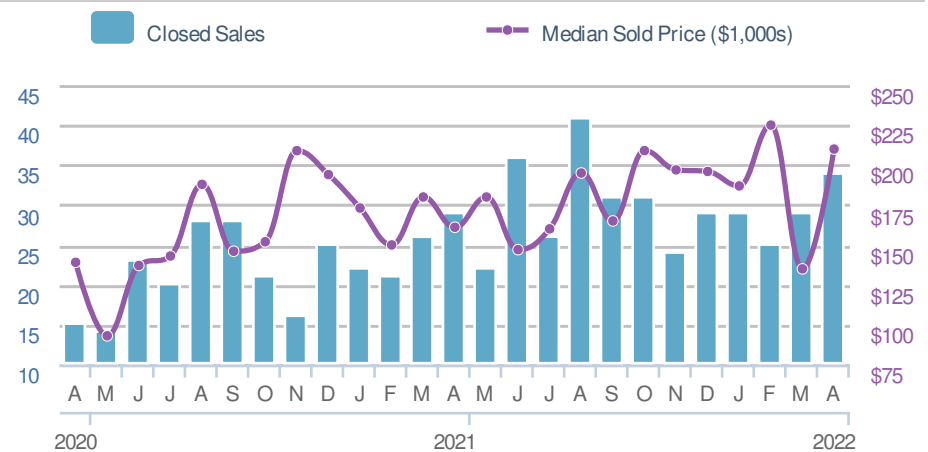
5-year Apr average: **23**

Median Sold Price **\$210,000**


↑ **55.6%** from Mar 2022: **\$135,000**
↑ **29.7%** from Apr 2021: **\$161,900**

YTD	2022	2021	+/-
	\$196,000	\$166,000	18.1%

5-year Apr average: **\$137,730**

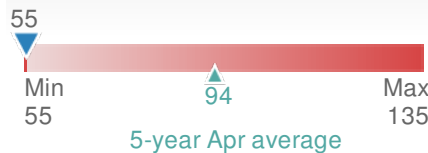


Active Listings **57**



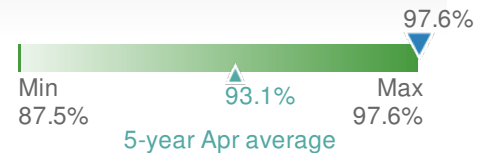
Mar 2022	Apr 2021
57	63

Avg DOM **55**



Mar 2022	Apr 2021	YTD
43	101	49

Avg Sold to OLP Ratio **97.6%**



Mar 2022	Apr 2021	YTD
97.0%	95.9%	97.7%