

April 2021

Worcester County, MD

Web: www.coastalrealtors.org

New Listings **337**

▲ **1.8%**
 from Mar 2021:
331

▲ **140.7%**
 from Apr 2020:
140

YTD	2021	2020	+/-
	1,161	948	22.5%

5-year Apr average: **295**

New Pendings **326**

▼ **-5.2%**
 from Mar 2021:
344

▲ **162.9%**
 from Apr 2020:
124

YTD	2021	2020	+/-
	1,176	763	54.1%

5-year Apr average: **231**

Closed Sales **322**

▲ **7.3%**
 from Mar 2021:
300

▲ **56.3%**
 from Apr 2020:
206

YTD	2021	2020	+/-
	1,069	710	50.6%

5-year Apr average: **244**

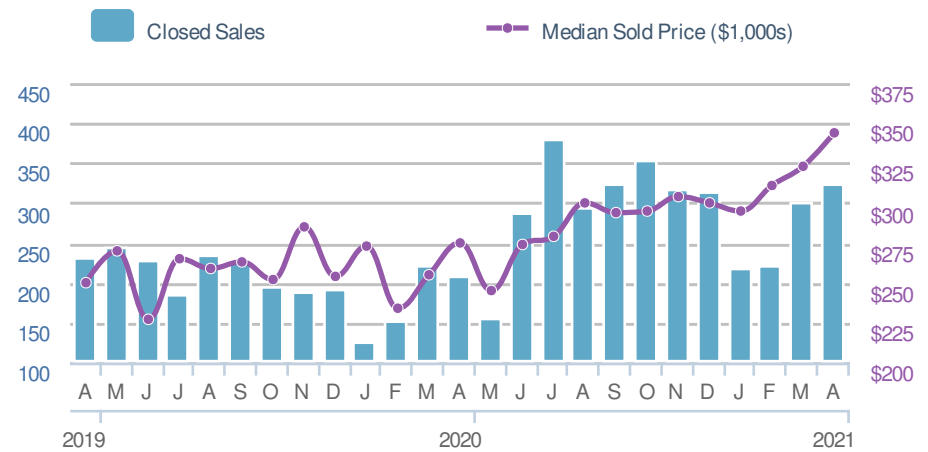
Median Sold Price **\$344,500**

▲ **6.5%**
 from Mar 2021:
\$323,450

▲ **25.3%**
 from Apr 2020:
\$275,000

YTD	2021	2020	+/-
	\$320,000	\$259,450	23.3%

5-year Apr average: **\$267,100**




Active Listings **267**



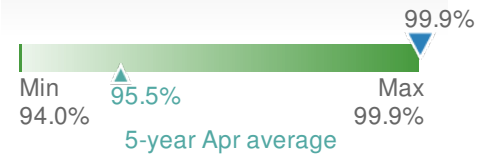
Mar 2021	Apr 2020
265	902

Avg DOM **35**



Mar 2021	Apr 2020	YTD
48	110	41

Avg Sold to OLP Ratio **99.9%**



Mar 2021	Apr 2020	YTD
98.7%	94.8%	98.7%